

Bar Graphs: Comparing DCB Prototypes #2-8 against each other (Figures 1 & 2), & Comparisons of each Prototype against a Maxwell BCAP1200P270 (Figures 3 & 4)



Figure 1:

Capacitance-Voltage Product Per Volume (MC/m³)

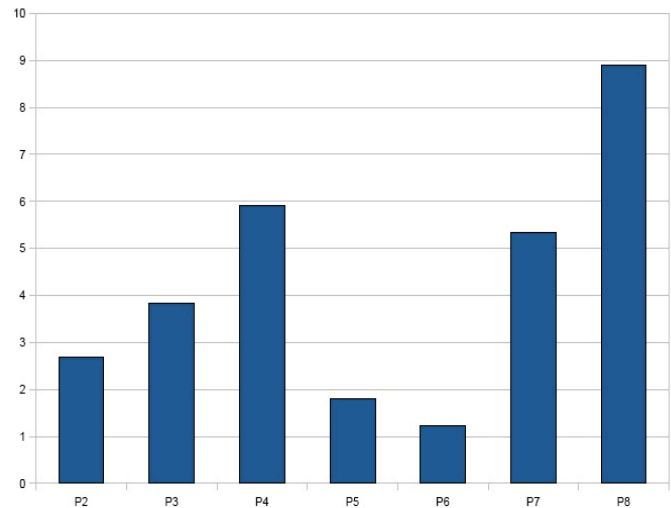


Figure 2:

Energy Per Unit Volume (MJ/m³)

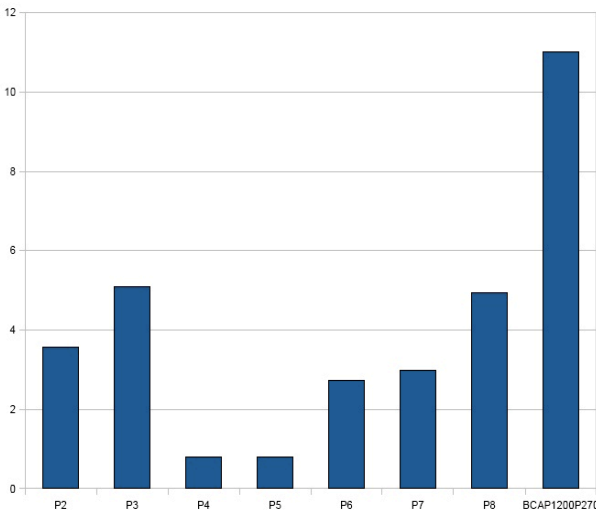


Figure 3:

Capacitance-Voltage Product Per unit Volume (MC/m³)

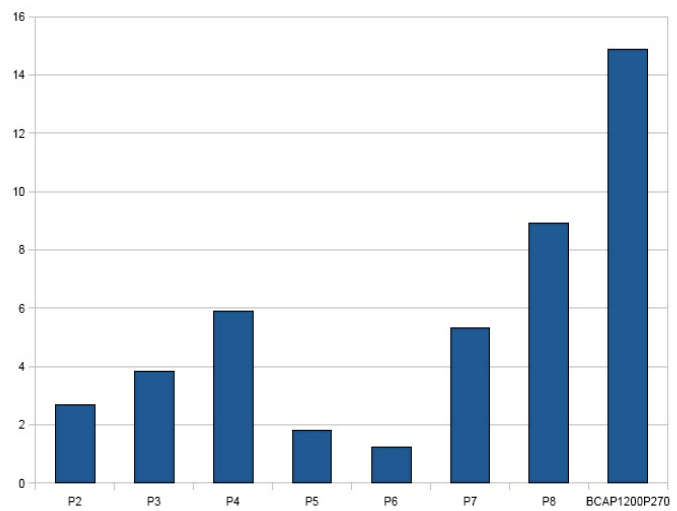


Figure 4:

Energy Per Unit Volume (MJ/m³)